


Introductory sub-table (I)(a)

Name of the Company: KUMAKA INDUSTRIES LIMITED			
Scrip Code: 526923, Name of the scrip: ASHORG, class of security: EQUITY SHARES			
Quarter ended: 31/12/2012			
Partly paid-up shares:-			
	No. of partly paid-up shares	As a % of total no. of partly paid-up shares	As a % of total no. of shares of the company
Held by promoter/promoter group	0	0	0
Held by public	0	0	0
Total	0	0	0
Outstanding convertible securities:-			
	No. of outstanding securities	As a % of total no. of outstanding convertible securities	As a % of total no. of shares of the company, assuming full conversion of the convertible securities
Held by promoter/promoter group	0	0	0
Held by public	0	0	0
Total	0	0	0
Warrants:-			
	No. of warrants	As a % of total no. of warrants	As a % of total no. of shares of the company, assuming full conversion of warrants
Held by promoter/promoter group	0	0	0
Held by public	0	0	0
Total	0	0	0
Total paid-up capital of the company, assuming full conversion of warrants and convertible securities			
12085625 EQUITY SHARES OF RS. 10/- EACH			

Certified True Copy
For Kumaka Industries Ltd.
Bonajya
Authorized Signatory



Statement Showing Shareholding Pattern As on 31/12/2012


Category code	Category of Shareholder	Table (I)(a)					Shares Pledged or otherwise encumbered	
		Number of Shareholders	Total number of shares	Number of shares held in dematerialized form	Total shareholding as a percentage of total number of shares		Number of shares	As a percentage
					As a percentage of (A+B) ¹	As a percentage of (A+B+C)		
(I)	(II)	(III)	(IV)	(V)	(VI)	(VII)	(VIII)	(IX)= (VIII)/(IV)*100
(A)	Shareholding of Promoter and Promoter Group²							
1	Indian							
(a)	Individuals/ Hindu Undivided Family	14	10582150	0	87.56	87.56	0	0.00
(b)	Central Government/ State Government(s)	0	0	0	0.00	0.00	0	0.00
(c)	Bodies Corporate	0	0	0	0.00	0.00	0	0.00
(d)	Financial Institutions/ Banks	0	0	0	0.00	0.00	0	0.00
(e)	Any Others(Specify)	0	0	0	0.00	0.00	0	0.00
	Sub Total(A)(1)	14	10582150	0	87.56	87.56	0	0.00
2	Foreign							
a	Individuals (Non-Residents Individuals/ Foreign Individuals)	0	0	0	0.00	0.00	0	0.00
b	Bodies Corporate	0	0	0	0.00	0.00	0	0.00
c	Institutions	0	0	0	0.00	0.00	0	0.00
d	Qualified Foreign Investor	0	0	0	0.00	0.00	0	0.00
e	Any Others(Specify)	0	0	0	0.00	0.00	0	0.00
	Sub Total(A)(2)	0	0	0	0.00	0.00	0	0.00
	Total Shareholding of Promoter and	14	10582150	0	87.56	87.56	0	0.00
(B)	Public shareholding							
1	Institutions							
(a)	Mutual Funds/ UTI	1	10200	0	0.08	0.08	0	0.00
(b)	Financial Institutions / Banks	2	200	0	0.00	0.00	0	0.00
(c)	Central Government/ State Government(s)	0	0	0	0.00	0.00	0	0.00
(d)	Venture Capital Funds	0	0	0	0.00	0.00	0	0.00
(e)	Insurance Companies	0	0	0	0.00	0.00	0	0.00
(f)	Foreign Institutional Investors	0	0	0	0.00	0.00	0	0.00
(g)	Foreign Venture Capital Investors	0	0	0	0.00	0.00	0	0.00
(h)	Qualified Foreign Investor	0	0	0	0.00	0.00	0	0.00
(i)	Any Other (specify)	0	0	0	0.00	0.00	0	0.00
	Sub-Total (B)(1)	3	10400	0	0.09	0.09	0	0.00
B 2	Non-institutions							
(a)	Bodies Corporate	25	66825	0	0.55	0.55	0	0.00
(b)	Individuals				0.00	0.00		0.00
I	Individuals -i. Individual shareholders holding nominal share capital up to Rs 1 lakh	9837	1301450	0	10.77	10.77	0	0.00
II	ii. Individual shareholders holding nominal share capital in excess of Rs. 1 lakh.	6	124800	0	1.03	1.03	0	0.00
(c)	Qualified Foreign Investor	0	0	0	0.00	0.00	0	0.00
(d)	Any Other (specify)	0	0	0	0.00	0.00	0	0.00
	Sub-Total (B)(2)	9868	1493075	0	12.35	12.35	0	0.00
(B)	Total Public Shareholding (B)= (B)(1)+(B)(2)	9871	1503475	0	12.44	12.44	0	0.00
	TOTAL (A)+(B)	9885	12085625	0	100.00	100.00	0	0.00
(C)	Shares held by Custodians and against which Depository Receipts have been issued							
1	Promoter and Promoter Group	0	0	0		0.00	0	0.00
2	Public	0	0	0		0.00	0	0.00
	Sub-Total (C)	0	0	0		0.00	0	0.00



D)(b Statement showing holding of securities (including shares, warrants, convertible securities) of persons belonging to the category "Promoter and Promoter Group" As on 31/12/2012


Sr. No	Name of the shareholder	Details of Shares held		Encumbered shares (*)			Details of warrants		Details of convertible securities		Total shares (including underlying shares assuming full conversion of warrants and convertible securities) as a % of diluted share capital
		Number of shares held	As a % of grand total (A)+(B)+(C)	No.	As a percentage	As a % of grand total (A)+(B)+(C) of sub-clause (I)(a)	Number of warrants held	As a % total number of warrants of the same class	Number of convertible securities held	As a % total number of convertible securities of the same class	
(I)	(II)	(III)	(IV)	(V)	(VI)=(V)/(III)*100	(VII)	(VIII)	(IX)	(X)	(XI)	(XII)
1	Pankaj Manilal Kadakia	1887200	15.62		0.00	0.00		0		0	
2	Pankaj Manilal Kadakia	939200	7.77		0.00	0.00		0		0	
3	Pankaj Kadakia	2750	0.02		0.00	0.00		0		0	
4	Pankaj Kadakia	200	0.00		0.00	0.00		0		0	
5	Pankaj M Kadakia	100	0.00		0.00	0.00		0		0	
6	Madhavi P Kadakia	3904950	32.31		0.00	0.00		0		0	
7	Madhavi Kadakia	2700	0.02		0.00	0.00		0		0	
8	Madhavi P Kadakia	100	0.00		0.00	0.00		0		0	
9	Madhavi P Kadakia	100	0.00		0.00	0.00		0		0	
10	Shyam P Kadakia	2887250	23.89		0.00	0.00		0		0	
11	Shyam P Kadakia	36000	0.30		0.00	0.00		0		0	
12	Niyati P Kadakia	901600	7.46		0.00	0.00		0		0	
13	Niyati P Kadakia	10000	0.08		0.00	0.00		0		0	
14	Niraj V Desai	10000	0.08		0.00	0.00		0		0	
	TOTAL	10582150	87.56	0	0.00	0.00	0	0	0	0	0

(*) The term "encumbrance" has the same meaning as assigned to it in regulation 28(3) of the SAST Regulations, 2011



(l)(c)(i) Statement showing holding of securities (including shares, warrants, convertible securities) of persons belonging to the category "Public" and holding more than 1% of the total number of shares

Sr. No.	Name of the shareholder	Number of shares held	Shares as a percentage of total number of shares (i.e., Grand Total (A)+(B)+(C) indicated in Statement at para (l)(a) above)	Details of warrants		Details of convertible securities		Total shares (including underlying shares assuming full conversion of warrants and convertible securities) as a % of diluted share capital
				Number of warrants held	As a % total number of warrants of the same class	Number of convertible securities held	% w.r.t total number of convertible securities of the same class	
1	Not Applicable		0.00		#DIV/0!		#DIV/0!	
2			0.00		#DIV/0!		#DIV/0!	
3			0.00		#DIV/0!		#DIV/0!	
4			0.00		#DIV/0!		#DIV/0!	
5			0.00		#DIV/0!		#DIV/0!	
6			0.00		#DIV/0!		#DIV/0!	
7			0.00		#DIV/0!		#DIV/0!	
8			0.00		#DIV/0!		#DIV/0!	
9			0.00		#DIV/0!		#DIV/0!	
10			0.00		#DIV/0!		#DIV/0!	
TOTAL		0	0.00	0	#DIV/0!	0	#DIV/0!	0



(D)(c)(ii) Statement showing holding of securities (including shares, warrants, convertible securities) of persons (together with PAC) belonging to the category "Public" and holding more than 5% of the total number of shares of the company

Sr. No.	Name(s) of the shareholder(s) and the Persons Acting in Concert (PAC) with them	Number of shares	Shares as a percentage of total number of shares (i.e., Grand Total (A)+(B)+(C) indicated in Statement at para (I)(a) above)	Details of warrants		Details of convertible securities		Total shares (including underlying shares assuming full conversion of warrants and convertible securities) as a % of diluted share capital
				Number of warrants	As a % total number of warrants of the same class	Number of convertible securities held	% w.r.t total number of convertible securities of the same class	
1	Not Applicable		0.00		#DIV/0!		#DIV/0!	
2			0.00		#DIV/0!		#DIV/0!	
3			0.00		#DIV/0!		#DIV/0!	
4			0.00		#DIV/0!		#DIV/0!	
5			0.00		#DIV/0!		#DIV/0!	
6			0.00		#DIV/0!		#DIV/0!	
7			0.00		#DIV/0!		#DIV/0!	
8			0.00		#DIV/0!		#DIV/0!	
9			0.00		#DIV/0!		#DIV/0!	
10			0.00		#DIV/0!		#DIV/0!	
TOTAL		0	0.00	0	#DIV/0!	0	#DIV/0!	0



(I)(d) Statement showing details of locked-in shares

Sr. No.	Name of the shareholder	Number of locked-in shares	Locked-in shares as a percentage of total number of shares (i.e., Grand Total (A)+(B)+(C) indicated in Statement at para (I)(a) above)
1			0.00
2			0.00
3			0.00
4			0.00
5			0.00
6			0.00
7			0.00
8			0.00
9			0.00
TOTAL		0	0.00



(II)(a) Statement showing details of Depository Receipts (DRs)

Sr. No.	Type of outstanding DR (ADRs, GDRs, SDRs, etc.)	Number of outstanding DRs	Number of shares underlying outstanding DRs	Shares underlying outstanding DRs as a percentage of total number of shares (i.e., Grand Total (A)+(B)+(C) indicated in Statement at para (I)(a) above)
1				0.00
2				0.00
3				0.00
4				0.00
5				0.00
6				0.00
7				0.00
8				0.00
9				0.00
TOTAL		0	0	0.00



(II)(b) Statement showing holding of Depository Receipts (DRs), where underlying shares held by "promoter/promoter group" are in excess of 1% of the total number of shares

Sr. No.	Name of the DR Holder	Type of outstanding DR (ADRs, GDRs, SDRs, etc.)	Number of shares underlying outstanding DRs	Shares underlying outstanding DRs as a percentage of total number of shares (i.e., Grand Total (A)+(B)+(C) indicated in Statement at para (I)(a) above)
1				0.00
2				0.00
3				0.00
4				0.00
5				0.00
6				0.00
7				0.00
8				0.00
9				0.00
TOTAL			0	0.00

