


Introductory sub-table (I)(a)

Name of the Company: KUMAKA INDUSTRIES LIMITED

Scrip Code, Name of the scrip, class of security: 526923


Quarter ended: 30TH JUNE 2013

Partly paid-up shares:-	No. of partly paid-up shares	As a % of total no. of partly paid-up shares	As a % of total no. of shares of the company
Held by promoter/promoter group	0	0.00	0.00
Held by public	0	0.00	0.00
Total - D	0	0.00	0.00
Outstanding convertible securities:-	No. of outstanding securities	As a % of total no. of outstanding convertible securities	As a % of total no. of shares of the company, assuming full conversion of the convertible securities
Held by promoter/promoter group	0	0.00	0.00
Held by public	0	0.00	0.00
Total - E	0	0.00	0.00
Warrants:-	No. of warrants	As a % of total no. of warrants	As a % of total no. of shares of the company, assuming full conversion of warrants
Held by promoter/promoter group	0	0.00	0.00
Held by public	0	0.00	0.00
Total - F	0	0.00	0.00
Total paid-up capital of the company, assuming full conversion of warrants and convertible securities (Grand Total (A+B+C)+ D+E+F)	12085625	0.00	100.00



Statement Showing Shareholding Pattern as on 30.06.2013


Category code	Category of Shareholder	Number of Shareholders	Table (I)(a)		Total shareholding as a percentage of total number of shares		Shares Pledged or otherwise encumbered	
			Total number of shares	Number of shares held in dematerialized form	As a percentage of (A+B) ¹	As a percentage of (A+B+C)	Number of shares	As a percentage
(I)	(II)	(III)	(IV)	(V)	(VI)	(VII)	(VIII)	(IX)= (VIII)/(IV)*100
(A)	Shareholding of Promoter and Promoter Group²							
1	Indian							
(a)	Individuals/ Hindu Undivided Family	14	10582150	0	87.56	87.56	0	0.00
(b)	Central Government/ State Government(s)	0	0	0	0.00	0.00	0	0.00
(c)	Bodies Corporate	0	0	0	0.00	0.00	0	0.00
(d)	Financial Institutions/ Banks	0	0	0	0.00	0.00	0	0.00
(e)	Any Others(Specify)	0	0	0	0.00	0.00	0	0.00
	Sub Total(A)(1)	14	10582150	0	87.56	87.56	0	0.00
2	Foreign							
a	Individuals (Non-Residents Individuals/ Foreign Individuals)	0	0	0	0.00	0.00	0	0.00
b	Bodies Corporate	0	0	0	0.00	0.00	0	0.00
c	Institutions	0	0	0	0.00	0.00	0	0.00
d	Qualified Foreign Investor	0	0	0	0.00	0.00	0	0.00
e	Any Other	0	0	0	0.00	0.00	0	0.00
	Sub Total(A)(2)	0	0	0	0.00	0.00	0	0.00
	Total Shareholding of Promoter and Promoter Group (A)= (A)(1)+(A)(2)	14	10582150	0	87.56	87.56	0	0.00
(B)	Public shareholding							
1	Institutions							
(a)	Mutual Funds/ UTI	1	10200	0	0.08	0.08	0	0.00
(b)	Financial Institutions / Banks	2	200	0	0.00	0.00	0	0.00
(c)	Central Government/ State Government(s)	0	0	0	0.00	0.00	0	0.00
(d)	Venture Capital Funds	0	0	0	0.00	0.00	0	0.00
(e)	Insurance Companies	0	0	0	0.00	0.00	0	0.00
(f)	Foreign Institutional Investors	0	0	0	0.00	0.00	0	0.00
(g)	Foreign Venture Capital Investors	0	0	0	0.00	0.00	0	0.00
(h)	Qualified Foreign Investor	0	0	0	0.00	0.00	0	0.00
(i)	Any Other (specify)	0	0	0	0.00	0.00	0	0.00
	Sub-Total (B)(1)	3	10400	0	0.09	0.09	0	0.00
B 2	Non-institutions							
(a)	Bodies Corporate	26	67150	0	0.56	0.56	0	0.00
(b)	Individuals							
I	Individuals -i. Individual shareholders holding nominal share capital up to Rs 1 lakh	9814	1301225	0	10.77	10.77	0	0.00
II	ii. Individual shareholders holding nominal share capital in excess of Rs. 1 lakh.	6	124800	0	1.03	1.03	0	0.00
(c)	Qualified Foreign Investor	0	0	0	0.00	0.00	0	0.00
(d)	Any Other (specify)							
	Sub-Total (B)(2)	9846	1493175	0	12.35	12.35	0	0.00
(B)	Total Public Shareholding (B)= (B)(1)+(B)(2)	9849	1503575	0	12.44	12.44	0	0.00
	TOTAL (A)+(B)	9863	12085725	0	100.00	100.00	0	0.00
(C)	Shares held by Custodians and against which Depository Receipts have been issued							
1	Promoter and Promoter Group	0	0	0	0.00	0.00	0	0.00
2	Public	0	0	0	0.00	0.00	0	0.00
	Sub-Total (C)	0	0	0	0.00	0.00	0	0.00
	GRAND TOTAL (A)+(B)+(C)	9863	12085725	0	0.08	100.00	0	0.00



UNIT : KUMAKA INDUSTRIES LTD

(I)(b) Statement showing holding of Securities (including shares, warrants, convertible securities) of persons belong to the Category "Promoter and Promoti As on 30.06.2013

Sr. No.	Name of the shareholder	Total shares held		Emcumbered Shares (*)			Details of Warrants		Details of Convertible Securities		Total shares (including underlying shares assuming full conversion of warrants & convertible securities) as a % of diluted share capital
		Number of shares	As a % of grand total (A)+(B)+(C)	Number	As a percentage	As a % of grand total (A)+(B)+(C) of sub-clause (I)(a)	Numbers of Warrant Held	As a % total number of warrants of the same class	Numbers of Convertible Securities held	As a % total number of convertible securities of the same class	
(I)	(II)	(III)	(IV)	(V)	(VI)=(V)/(III)*100	(VII)	(VIII)	(IX)	(X)	(XI)	(XII)
1	MADHVI P KADAKIA ,	3904950	32.31	0	0.00	0.00	0	0.00	0	0.00	0.00
2	SHYAMP. KADAKIA ,	2887250	23.89	0	0.00	0.00	0	0.00	0	0.00	0.00
3	PANKAJ MANILAL KADAKIA ,	1887200	15.62	0	0.00	0.00	0	0.00	0	0.00	0.00
4	PANKAJ M KADAKIA ,	939200	7.77	0	0.00	0.00	0	0.00	0	0.00	0.00
5	NIYATI P KADAKIA ,	901600	7.46	0	0.00	0.00	0	0.00	0	0.00	0.00
6	MR. SHYAMP KADAKIA ,	36000	0.30	0	0.00	0.00	0	0.00	0	0.00	0.00
7	NIYATI KADAKIA ,	10000	0.08	0	0.00	0.00	0	0.00	0	0.00	0.00
8	NIRAJ V DESAI ,	10000	0.08	0	0.00	0.00	0	0.00	0	0.00	0.00
9	PANKAJ KADAKIA ,	2750	0.02	0	0.00	0.00	0	0.00	0	0.00	0.00
10	MADHAVI KADAKIA ,	2700	0.02	0	0.00	0.00	0	0.00	0	0.00	0.00
11	PANKAJ KADAKIA ,	200	0.00	0	0.00	0.00	0	0.00	0	0.00	0.00
12	PANKAJ M KADAKIA ,	100	0.00	0	0.00	0.00	0	0.00	0	0.00	0.00
13	MADHAVI PANKAJ KADAKIA ,	100	0.00	0	0.00	0.00	0	0.00	0	0.00	0.00
14	MADHAVI PANKAJ KADAKIA ,	100	0.00	0	0.00	0.00	0	0.00	0	0.00	0.00
TOTAL		10582150	87.56	0	0	0	0	0	0	0	0



(I)(c)(i) Statement showing holding of securities (including shares, warrants, convertible securities) of persons belonging to the category "Public" and holding more than 1% of the total number of shares


Sr. No.	Name of the shareholder	Number of shares	Shares as a percentage of total number of shares (i.e., Grand Total (A)+(B)+(C) indicated in Statement at para (I)(a) above)	Details of Warrants		Details of Convertible Securities		Total shares (including underlying shares assuming full conversion of warrants & convertible securities) as a % of diluted share capital
				Numbers of Warrant Held	As a % total number of warrants of the same class	Numbers of Convertible Securities held	As a % total number of convertible securities of the same class	
1	NIL	0	0.00	0	0.00	0	0.00	0.00
TOTAL		0	0.00	0.00	0.00	0.00	0.00	0.00

(I)(c)(ii) Statement showing holding of securities (including shares, warrants, convertible securities) of persons (together with PAC) belonging to the category "Public" and holding more than 5% of the total number of shares of the company

Sr. No.	Name(s) of the shareholder(s) and the Person Acting in Concert (PAC) with them	Number of shares	Shares as a percentage of total number of shares (i.e., Grand Total (A)+(B)+(C) indicated in Statement at para (I)(a) above)	Details of Warrants		Details of Convertible Securities		Total shares (including underlying shares assuming full conversion of warrants & convertible securities) as a % of diluted share capital
				Numbers of Warrant Held	As a % total number of warrants of the same class	Numbers of Convertible Securities held	As a % total number of convertible securities of the same class	
1	NIL	0	0.00	0	0.00	0	0.00	0.00
TOTAL		0	0.00	0.00	0.00	0.00	0.00	0.00

(I)(d) Statement showing details of locked-in shares

Sr. No.	Name of the shareholder	Number of locked-in shares	Locked-in shares as a percentage of total number of shares (i.e., Grand Total (A)+(B)+(C) indicated in Statement at para (I)(a) above)
1	NIL	0	0.00
TOTAL		0	0.00



(II)(a) Statement showing details of Depository Receipts (DRs)

Sr. No.	Type of outstanding DR (ADRs, GDRs, SDRs, etc.)	Number of outstanding DRs	Number of shares underlying outstanding DRs	Shares underlying outstanding DRs as a percentage of total number of shares {i.e., Grand Total (A)+(B)+(C) indicated in Statement at para (I)(a) above}
1	NIL	0	0	0.00
TOTAL		0	0	0.00

(II)(b) Statement showing holding of Depository Receipts (DRs), where underlying shares held by "promoter/promoter group" are in excess of 1% of the total number of shares

Sr. No.	Name of the DR Holder	Type of outstanding DR (ADRs, GDRs, SDRs, etc.)	Number of shares underlying outstanding DRs	Shares underlying outstanding DRs as a percentage of total number of shares {i.e., Grand Total (A)+(B)+(C) indicated in Statement at para (I)(a) above}
1	N.A.		0	0.00
TOTAL			0	0.00

